

SLATE DESIGN PROJECT

PORCELAIN PERFORMANCE DATA

COLORED BODY PORCELAIN - Rectified Monocaliber

PHYSICAL PROPERTIES	TEST ASTM	NORTH AMERICAN STANDARD A137.1 / A137.3*	PORCELAIN TILES (REF A137.1) RESULTS	PORCELAIN GRIP TILES (REF A137.1) RESULTS	PORCELAIN PAVERS FRONTIERO (REF A137.3) RESULTS	PORCELAIN VENEERS VENEER WORLD (REF A137.1) RESULTS
Water absorption *	C373	≤ 0.5%	COMPLY WITH ANSI A137.1	COMPLY WITH ANSI A137.1	COMPLY WITH ANSI A137.3	COMPLY WITH ANSI A137.1
DCOF Average dynamic coefficient of friction **	ANSI A.326.3	As reported	IW - Interior, Wet	EW - Exterior, Wet	EW - Exterior, Wet	NOT APPLICABLE
Skid Resistance	EN 16165 (EX DIN 51097)	-	-	A+B+C	A+B+C	NOT APPLICABLE
	EN 16165 (EX DIN 51130)	-	-	R11	R11	
Resistance to freeze/thaw cycling *	C1026	As reported	RESISTANT	RESISTANT	RESISTANT	RESISTANT
Resistance to thermal shock	C484	As reported	RESISTANT	RESISTANT	RESISTANT	RESISTANT
Warpage (edge)	C485	Warpage ± 0.4% or ± 0.05 in	COMPLY WITH ANSI A137.1	COMPLY WITH ANSI A137.1	COMPLY WITH ANSI A137.3	COMPLY WITH ANSI A137.1
Warpage (diagonal)	C485	Warpage ± 0.4% or ± 0.07 in	COMPLY WITH ANSI A137.1	COMPLY WITH ANSI A137.1	COMPLY WITH ANSI A137.3	COMPLY WITH ANSI A137.1
Wedging	C502	± 0.25% or ± 0.03 in	COMPLY WITH ANSI A137.1	COMPLY WITH ANSI A137.1	COMPLY WITH ANSI A137.3	COMPLY WITH ANSI A137.1
Chemical resistance	C650	As reported	UNAFFECTED	UNAFFECTED	UNAFFECTED	UNAFFECTED
Resistance to stain	C1378	As reported	UNAFFECTED	UNAFFECTED	UNAFFECTED	UNAFFECTED
Thickness	C499	Range: 0.04 in	COMPLY WITH ANSI A137.1	COMPLY WITH ANSI A137.1	COMPLY WITH ANSI A137.3	COMPLY WITH ANSI A137.1
Breaking strength	C648	250 lb or greater	COMPLY WITH ANSI A137.1	COMPLY WITH ANSI A137.1	-	COMPLY WITH ANSI A137.1
	C1050	2000 lbf	-	-	COMPLY WITH ANSI A137.3	-
Module of Rupture	C1050	5000 psi	-	-	COMPLY WITH ANSI A137.3	-

* Average values referred to our production and related to the matt finish of the product.
 ** As far as values relating to the matt finish of the product and to tests carried out by certified external laboratories whose results are available upon request at Headoffice, we are willing to check the lot you are interested in purchasing.
 - Be sure to use tiles belonging to the same caliber.
 - Test results are available on request.
 - The information provided can be subject to change. Please refer to lcsa.com for the latest, most accurate and up-to-date information.

LEARN MORE ABOUT

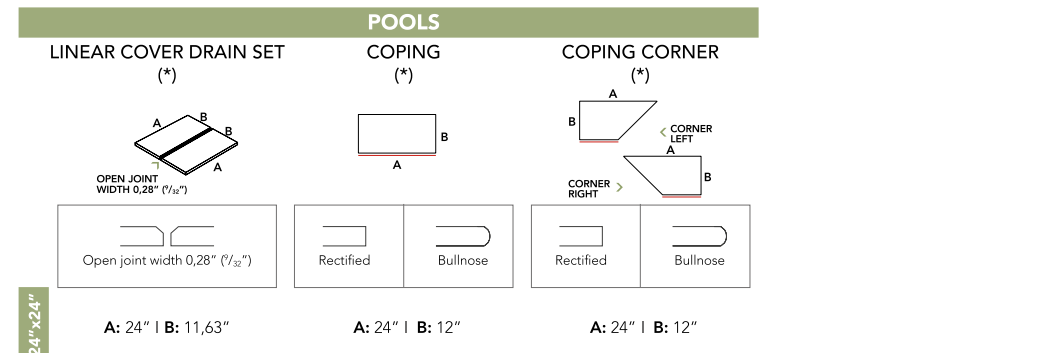
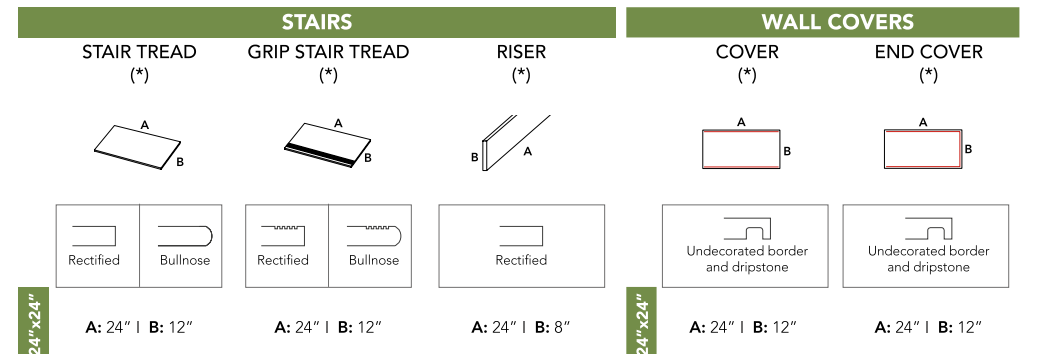


outdoor.landmarkceramics.com

SLATE DESIGN PROJECT

TRIM PIECES

COLORED BODY PORCELAIN PAVERS - Rectified Monocaliber



(*) Available in standard version (with undecorated borders).



SLATE DESIGN PROJECT

TRIM PIECES

COLORED BODY PORCELAIN PAVERS - Rectified Monocaliber

M.P.D. BIG ONE*
 Module %
 24"x48" = 40%
 24"x24" = 20%
 MIX = 40% **

M.P.D. BIG FIVE*
 Module %
 24"x48" = 58%
 12"x48" = 14%
 24"x24" = 14%
 12"x24" = 7%
 12"x12" = 7%

M.P.D. BIG NINE*
 Module %
 24"x48" = 58%
 12"x48" = 14%
 24"x24" = 14%
 12"x24" = 7%
 12"x12" = 7%

M.P.D. BIG THIRTEEN*
 Module %
 24"x48" = 62%
 12"x48" = 30%
 12"x12" = 8%

M.P.D. BIG SEVENTEEN*
 Module %
 24"x48" = 33.5%
 12"x48" = 33.5%
 24"x24" = 17%
 12"x24" = 8%
 12"x12" = 8%

M.P.D. SMALL ONE*
 Module %
 12"x24" = 67%
 12"x12" = 33%

M.P.D. SMALL FIVE*
 Module %
 24"x24" = 57%
 12"x24" = 29%
 12"x12" = 14%

M.P.D. SMALL NINE*
 Module %
 24"x24" = 50%
 12"x24" = 25%
 12"x12" = 25%

M.P.D. BIG TWO*
 Module %
 24"x48" = 50%
 MIX = 50% **

M.P.D. BIG SIX*
 Module %
 24"x24" = 45%
 12"x12" = 11%
 24"x24" = 14%
 12"x24" = 14%

M.P.D. BIG TEN*
 Module %
 24"x48" = 58%
 12"x48" = 14%
 24"x24" = 14%
 12"x24" = 14%

M.P.D. BIG FOURTEEN*
 Module %
 24"x48" = 67%
 12"x48" = 33%

M.P.D. BIG EIGHTEEN*
 Module %
 24"x48" = 50%
 12"x48" = 50%

M.P.D. SMALL TWO*
 Module %
 12"x24" = 80%
 12"x12" = 20%

M.P.D. SMALL SIX*
 Module %
 24"x24" = 33%
 12"x24" = 50%
 12"x12" = 17%

M.P.D. SMALL TEN*
 Module %
 12"x24" = 75%
 12"x12" = 25%

M.P.D. BIG THREE*
 Module %
 24"x48" = 40%
 24"x24" = 20%
 MIX = 40% **

M.P.D. BIG SEVEN*
 Module %
 24"x24" = 31%
 12"x12" = 8%
 24"x24" = 31%
 12"x24" = 19%
 12"x12" = 19%

M.P.D. BIG ELEVEN*
 Module %
 24"x48" = 31%
 12"x48" = 15%
 24"x24" = 31%
 12"x24" = 19%
 12"x12" = 8%

M.P.D. BIG FIFTEEN*
 Module %
 24"x48" = 38%
 12"x48" = 19%
 24"x24" = 19%
 12"x24" = 19%
 12"x12" = 5%

M.P.D. BIG NINETEEN*
 Module %
 24"x48" = 38%
 12"x48" = 19%
 24"x24" = 19%
 12"x24" = 19%
 12"x12" = 5%

M.P.D. SMALL THREE*
 Module %
 24"x24" = 50%
 12"x24" = 50%

M.P.D. SMALL SEVEN*
 Module %
 24"x24" = 57%
 12"x24" = 29%
 12"x12" = 14%

M.P.D. BIG FOUR*
 Module %
 24"x48" = 28.6%
 24"x24" = 14.3%
 MIX = 57,1% **

M.P.D. BIG EIGHT*
 Module %
 24"x24" = 40%
 12"x12" = 7%
 24"x24" = 23%
 12"x24" = 23%
 12"x12" = 11%

M.P.D. BIG TWELVE*
 Module %
 24"x48" = 22%
 24"x24" = 31%
 12"x24" = 23%
 12"x12" = 15%

M.P.D. BIG SIXTEEN*
 Module %
 24"x48" = 31%
 12"x48" = 15%
 24"x24" = 31%
 12"x24" = 19%
 12"x12" = 5%

M.P.D. BIG TWENTY*
 Module %
 24"x48" = 18%
 12"x12" = 4%
 MIX = 78% **

M.P.D. SMALL FOUR*
 Module %
 24"x24" = 67%
 12"x24" = 33%

M.P.D. SMALL EIGHT*
 Module %
 24"x24" = 44%
 12"x24" = 45%
 12"x12" = 11%

M.P.D. MULTI PATTERN DESIGN

- Available colors
- Montauk White
 - Montauk Grey
 - Montauk Black
 - California Gold
 - Rustic Gold

* Modular products with 6 mm joint (approx 1/4").
 ** NOTE: The 24"x36" and 12"x24" sizes (MIX) are palletized together on the same single pallet containing the correct percentages of each size.



SLATE DESIGN PROJECT



SLATE DESIGN PROJECT

COLORED BODY PORCELAIN PAVERS - Rectified Monocaliber

TWO SOULS, ONE AMERICAN TRADITION

Slate Design Project is Landmark's porcelain acclamation of natural slate, a sedimentary rock widely used in American architecture. The collection features two distinct surface personalities: **refined** characterized by tone-on-tone graphics, and **vibrant** with intricate patterns and rich contrasting color backgrounds. Both are ideal for floors and walls, outdoor and indoor spaces, both residential and commercial.

Combining beauty, rich textures, and a distinctive appearance with the superior performance of porcelain, Slate Design Project offers a broad range of solutions for any surface, both floors and walls, indoor as well as outdoor, including refined transitional In&Out applications.



ONE PROJECT, ENDLESS POSSIBILITIES

Slate Design Project offers endless possibilities to every project, thanks to its broad selection of surfaces, sizes and thicknesses. The project is composed and designed to fit every surface with unquestionable appeal, and embraces 4 different product categories:

Porcelain Pavers: 6 colors, available in 20mm thickness within Frontier20 range, ideal for 360° outdoor applications with outstanding technical performances and a wide size offering from 12"x12" to 24"x48".

Porcelain Veneers: 3 color proposal to decorate every wall both indoor or outdoor with the same authentic and rich look of the best American natural slate, by blending the tradition of the 3D Combed veneers with the remarkable performance of porcelain.

Porcelain Grip Tiles: 2 colors offered in 9mm thickness that fits every outdoor installation over concrete or indoor application, wherever slip resistance is needed.

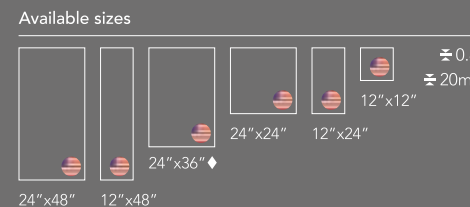
Porcelain Tiles: 7 colors in 9mm, ranging from 12"x24" to 24"x48" size, to complete your project by transitioning the same slate look indoor and outdoor, on walls and floors, in commercial or residential applications.



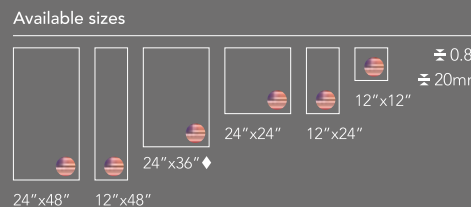
FRONTIER20

COLORED BODY PORCELAIN PAVERS - Rectified Monocaliber


MONTAUK WHITE V2




MONTAUK GREY V2




CALIFORNIA GOLD V4




RUSTIC GOLD V4



MONTAUK BLACK V2



MARIPOSA SLATE V4



PORCELAIN PAVERS

AMERICANSTONE

VENEER

COLORED BODY PORCELAIN VENEERS - Rectified Monocaliber



ESSENCE MONTAUK WHITE V2
12"x24" MATT
±0.35" / 9mm

ATELIER COMBED

ESSENCE MONTAUK GREY V2



12"x24" MATT
±0.35" 10%



ATELIER COMBED

ESSENCE MONTAUK BLACK V2



12"x24" MATT
±0.35" 10%

ATELIER COMBED

Color Shading


- V1 UNIFORM APPEARANCE
- V2 SLIGHT VARIATION
- V3 MODERATE VARIATION
- V4 SUBSTANTIAL VARIATION

GRIP TILES


PORCELAIN GRIP TILES - 9mm thickness

COLORED BODY PORCELAIN GRIP TILES - Rectified Monocaliber

MONTAUK WHITE GRIP V2



MONTAUK BLACK GRIP V2



The color of tiles printed in this catalog may differ from actual tiles. Tile color reproductions in this catalog are representative only. Slight tone and shade variations are inherent in porcelain tiles. Before selecting a color, we recommend that you contact your local representative, who will provide you with a sample piece of the requested tile. This porcelain tile product is manufactured with a V2/V4 shade variation. Remember that the amount of color as well as the texture of each piece may vary from tile to tile. Inspect the product immediately upon delivery and select tiles from many boxes during installation to minimize and blend any possible color difference.

COORDINATED PORCELAIN TILES

FOR IN&OUT APPLICATIONS AND OUTDOOR WALLS

	Montauk White	Montauk Grey	Montauk Dark	Montauk Black	California Gold	Rustic Gold	Mariposa Slate
24"x48" MATT ±0.35" / 9mm	●	●		●			
12"x24" MATT ±0.35"	●	●	●	●	●	●	●
3"x12" MATT ±0.35"	●	●	●	●	●	●	●
12"x12" MOSAIC A ±0.35"	●	●	●	●	●	●	●
12"x12" MOSAIC H ±0.35"					●	●	●
12"x10" MOSAIC D ±0.35"	●	●	●	●			
8"x10" MOSAIC ±0.35" CHEVRON 3D	●	●		●			
3"x24" BULLNOSE	●	●	●	●	●	●	●
6"x12" COVE BASE	VISION COLOR STAR WHITE	VISION PEARL	VISION DARK	VISION COLOR STAR BLACK	VISION DARK	VISION DARK	VISION DARK

◆ NOTE: 24"x36" is sold as mix (24"x36" + 12"x24") along with 12"x24". The two sizes are palletized on the same pallet and sold together.